

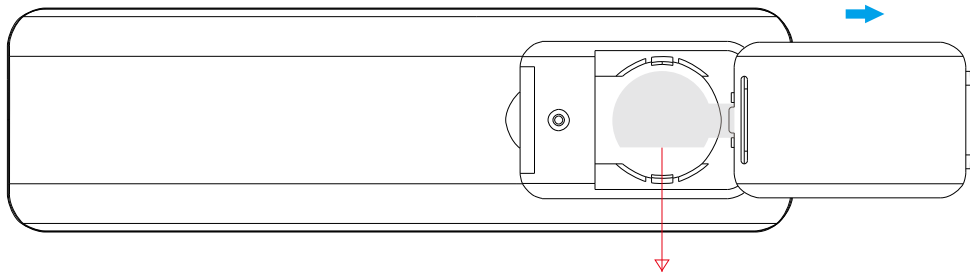
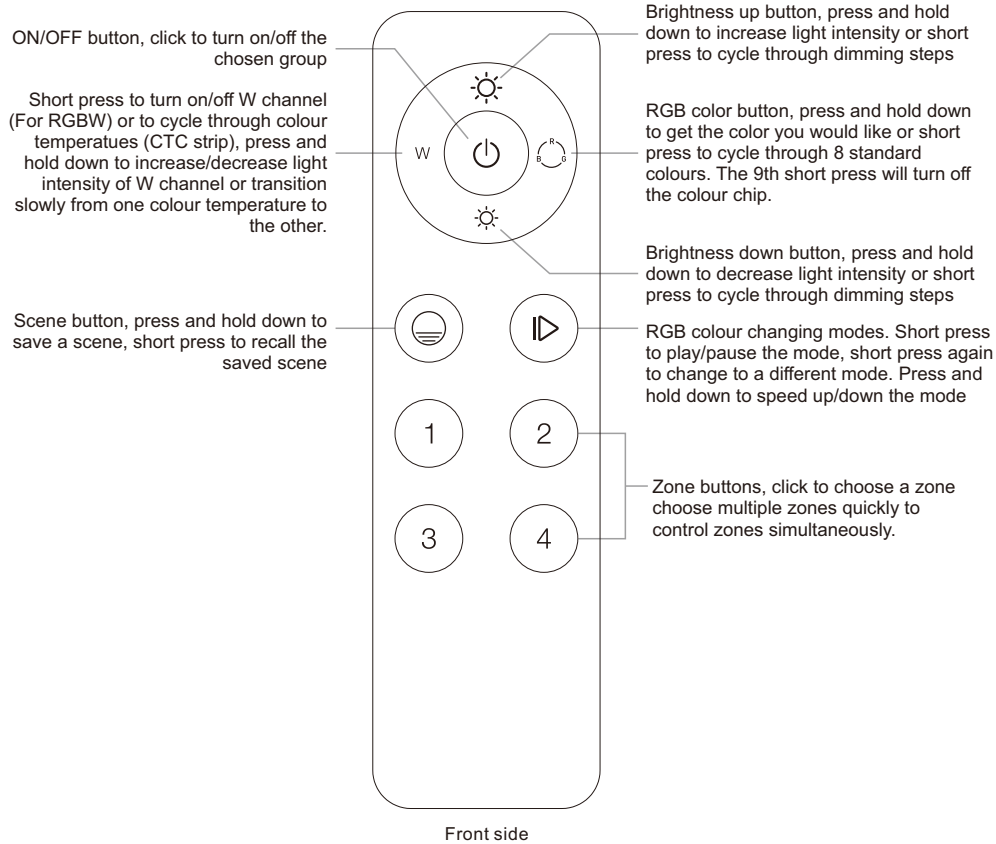
RF+Bluetooth RGBW Remote Controller

70200055



Important: Read All Instructions Prior to Installation


Function introduction



Note: Before the first use, please remove the protective film on the battery.

Product Data

Protocol	RF+Bluetooth
Operation Voltage	3VDC (CR2025)
Transmission Frequency	2.4GHz
Transmission Range (free field)	30m
Protection Type	IP20
Dimming Range	0.1%-100%
Dimension	136.3x38.9x10.7mm
Protection Grade	IP20



Magnetic Bracket

- RF+Bluetooth RGBW remote control
- Allows the control of maximum 4 zones of receivers
- Easy & quick pairing to the RF+Bluetooth receivers by simply pushing the buttons
- Mesh network for further control distance, receivers can transmit signal to each other
- Each remote can control numerous receivers
- Each receiver can be paired to max. 8 remote controls
- The controlled receiver status can be quickly synchronized to the smart APP
- Transmission range between every two neighbor devices up to 30m
- Low power consumption technology, long battery life
- With magnet on the back, easy to fasten to & remove from the bracket
- Waterproof grade: Ip20

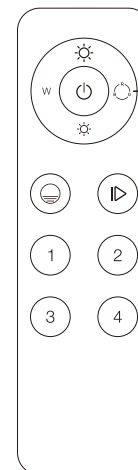
Safety & Warnings

- This device contains lithium battery that shall be stored and disposed properly.
- DO NOT expose the device to moisture.

Pair with RF+Bluetooth receiver


Step 1: Wire the strip to the receiver and set the dip switches of the receiver according to the strip type. Please see instructions of the receiver for more info.

Remove the protective film from the battery compartment of the remote.



Step 2: Short press the "prog." button on RF+Bluetooth receiver (or reset power of the receiver 3 times continuously if the button is not accessible) to set it into pairing to RF remote status

Step 3: Click a zone button to select a zone (e.g. zone 2).

Step 4: Then immediately click any other button except zone buttons (e.g. ) , The LED lights connected with the receiver will flicker once which means the receiver is paired with zone 2 successfully.

Note: one receiver can be paired with max 8 remote controls.

If you use multiple receivers, you have two choices:

- Option 1: have all the receivers in the same zone, like zone 1
- Option 2: have all the receivers in different zones, like zone 1, zone 2, zone 3 and zone 4

WARNING: This product contains a button battery and should be kept out of reach of children.

 WASTE ELECTRICAL PRODUCTS SHOULD NOT BE DISPOSED OF WITH HOUSEHOLD WASTE. PLEASE RECYCLE WHERE FACILITIES EXIST. CHECK WITH YOUR LOCAL AUTHORITY FOR RECYCLING ADVICE.

**Shenzhen Sunricher
Technology Co. Ltd**
Add: 3F, Bldg. E, Qihang
Industrial Park, 1008
Songbai Road, Nanshan
Dis., Shenzhen 518108